



### Gelato CBD Vape L2302B004G

Sample ID: G3K0045-10 Matrix: Hemp Extracts & Concentrates

Test ID: 5025650

Source ID:

Date Sampled: 11/03/23

Date Accepted: 11/03/23

TribeTokes

844.778.7423

### Results at a Glance

Total THC : <LOQ (0.0005%) %

Total CBD : 54.82 %

Total CBG : 11.98 %

CBDV : 5.406 % PASS



ISO 17025  
ACCREDITED  
LABORATORY

Eric Wendt  
Chief Science Officer - 11/6/2023

These results relate only to the sample included on this report. The report may not be reproduced except in full, without the written permission of Green Leaf Lab.

This is for informational testing and is not compliance testing. Lab results apply to the sample as received.



### Gelato CBD Vape L2302B004G

Sample ID: G3K0045-10 Matrix: Hemp Extracts & Concentrates

Test ID: 5025650

Source ID:

Date Sampled: 11/03/23 Date Accepted: 11/03/23

TribeTokes  
844.778.7423

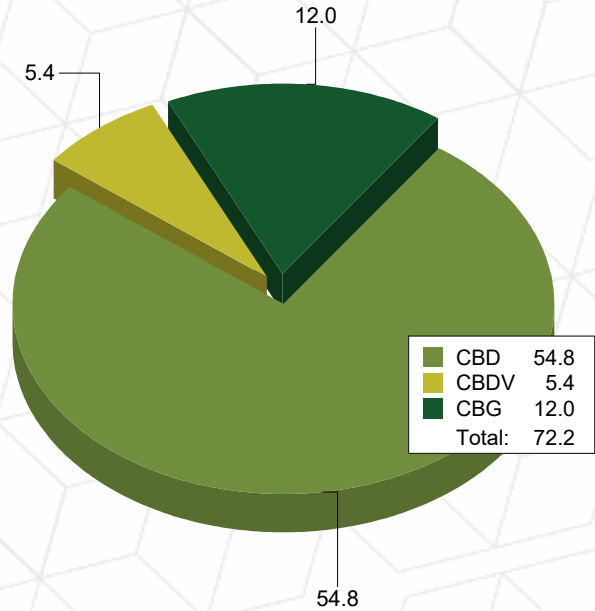
### Potency Analysis

Date/Time Extracted: 11/03/23 11:41

Analysis Method/SOP: 215

Batch Identification: 2344061

Cannabinoids	LOQ (%)	% by Wt.	mg/g	Cannabinoids Profile	
Total THC	0.0005	< LOQ	< LOQ		
Total CBD	0.0431	54.82	548.2		
Total CBG	0.0164	11.98	119.8		
THCA	0.0005	< LOQ	< LOQ		
delta 9-THC	0.0005	< LOQ	< LOQ		
delta 8-THC	0.0934	< LOQ	< LOQ		
THCV	0.1052	< LOQ	< LOQ		
THCVA	0.0392	< LOQ	< LOQ		
CBD	0.0005	54.82	548.2		
CBDA	0.0005	< LOQ	< LOQ		
CBDV	0.1040	5.406	54.06		
CBDVA	0.0341	< LOQ	< LOQ		
CBN	0.0622	< LOQ	< LOQ		
CBG	0.0164	11.98	119.8		
CBGA	0.0164	< LOQ	< LOQ		
CBC	0.0186	< LOQ	< LOQ		
<b>Total Cannabinoids</b>		<b>72.21</b>	<b>722.1</b>		



Total THC = delta 9-THC + (THCA \* 0.877)

Total CBD = CBD + (CBDA \* 0.877)

Total CBG = CBG + (CBGA \* 0.878)

LOQ=Limit of Quantification, the lowest measurable concentration of an analyte.

THCA, delta 9-THC, delta 8-THC, CBDA and CBD are accredited by TNI 2016 and ISO 17025



ISO 17025  
ACCREDITED  
LABORATORY

Eric Wendt  
Chief Science Officer - 11/6/2023

These results relate only to the sample included on this report. The report may not be reproduced except in full, without the written permission of Green Leaf Lab.

This is for informational testing and is not compliance testing. Lab results apply to the sample as received.



### Quality Control Potency

Batch: 2344061 - 215-Concentrates

Blank(2344061-BLK1)							
Analyte	Result	LOQ	Units	%Recovery Limits	Extracted	Analyzed	Notes
THCA	< LOQ	0.0005	%		11/03/23 11:41	11/03/23 22:06	
delta 9-THC	< LOQ	0.0005	%		11/03/23 11:41	11/03/23 22:06	
delta 8-THC	< LOQ	0.0934	%		11/03/23 11:41	11/03/23 22:06	
THCV	< LOQ	0.1052	%		11/03/23 11:41	11/03/23 22:06	
THCVA	< LOQ	0.0392	%		11/03/23 11:41	11/03/23 22:06	
CBD	< LOQ	0.0005	%		11/03/23 11:41	11/03/23 22:06	
CBDA	< LOQ	0.0005	%		11/03/23 11:41	11/03/23 22:06	
CBDV	< LOQ	0.1040	%		11/03/23 11:41	11/03/23 22:06	
CBDVA	< LOQ	0.0341	%		11/03/23 11:41	11/03/23 22:06	
CBN	< LOQ	0.0622	%		11/03/23 11:41	11/03/23 22:06	
CBG	< LOQ	0.0164	%		11/03/23 11:41	11/03/23 22:06	
CBGA	< LOQ	0.0164	%		11/03/23 11:41	11/03/23 22:06	
CBC	< LOQ	0.0186	%		11/03/23 11:41	11/03/23 22:06	

Reference(2344061-SRM1)							
Analyte	% Recovery	LOQ	Units	%Recovery Limits	Extracted	Analyzed	Notes
THCA	91.1	0.0002	%	90-110	11/03/23 11:41	11/03/23 22:29	
delta 9-THC	103	0.0002	%	90-110	11/03/23 11:41	11/03/23 22:29	
delta 8-THC	100	0.0449	%	90-110	11/03/23 11:41	11/03/23 22:29	
CBD	109	0.0002	%	90-110	11/03/23 11:41	11/03/23 22:29	
CBDA	97.8	0.0002	%	90-110	11/03/23 11:41	11/03/23 22:29	



Eric Wendt  
Chief Science Officer - 11/6/2023

These results relate only to the sample included on this report. The report may not be reproduced except in full, without the written permission of Green Leaf Lab.

This is for informational testing and is not compliance testing. Lab results apply to the sample as received.



### Notes and Definitions

Regulatory Compliance samples were collected onsite at facility according to SOP-402 and SOP-403 and following Sampling Plan FN117. Quality Control samples were tested as received. Results do not include uncertainty of measurements. Available upon request.

- ATM Non-cannabis matrix related interference or suppression of Internal standard
  - BLI Baseline Interference - Cannabinoid peak interference in chromatographic baseline affecting QC recovery .
  - BLK Analyte detected in method blank, but not associated samples.
  - BSH Blank Spike High - Blank Spike recovery above method limit. no detections in samples.
  - BSL Blank Spike Low - Blank Spike recovery below lower method limit, analyte chromatography reviewed manually for all samples.
  - CBD Interference due to co-elution
  - CV1 CBD matrix interference on GC Pest chromatography
  - CV2 CCV was above acceptance criteria, Non-detect samples are considered acceptable.
  - INF CCV was below acceptance criteria, sample still exceeds regulatory limit.
  - ISH One or more QC falls outside acceptance criteria. Data entered into LIMS for informational purposes only.
  - ISL Internal Standard concentration is above acceptance criteria.
  - MSH Internal Standard concentration is below acceptance criteria.
  - MSI Matrix Spike High - Matrix Spike recovery above method limits.
  - MSL Matrix Spike Interference - Matrix spike source sample contains analyte hit above calibration affecting recovery accuracy in Matrix Spike.
  - TPP
  - U Matrix Spike Low - Matrix Spike recovery below lower method limit, analyte chromatography reviewed manually for all samples.
- Internal Standard concentration outside control limit due to matrix interference



Eric Wendt  
Chief Science Officer - 11/6/2023

These results relate only to the sample included on this report. The report may not be reproduced except in full, without the written permission of Green Leaf Lab.

This is for informational testing and is not compliance testing. Lab results apply to the sample as received.

# CERTIFICATE OF ANALYSIS

Prepared for:  
**Tribe Tokes**

242 W 38th Street Floor 7  
New York, NY USA 10018

## CBD Crystal Resistant Distillate - L2308B017


Batch ID or Lot Number: <b>L2308B017</b>	Test, Test ID and Methods: Various	Matrix: Concentrate	Page 1 of 3
Reported: <b>06Aug2023</b>	Started: 04Aug2023	Received: 03Aug2023	


### Residual Solvents - Colorado Compliance

Test ID: T000251548  
Methods: TM04 (GC-MS): Residual

Solvents	Dynamic Range (ppm)	Result (ppm)	Notes
Propane	90 - 1807	ND	
Butanes (Isobutane, n-Butane)	177 - 3536	ND	
Methanol	56 - 1115	ND	
Pentane	90 - 1792	ND	
Ethanol	89 - 1781	ND	
Acetone	89 - 1779	ND	
Isopropyl Alcohol	93 - 1858	ND	
Hexane	5 - 109	ND	
Ethyl Acetate	91 - 1810	ND	
Benzene	0.2 - 3.7	ND	
Heptanes	90 - 1802	ND	
Toluene	16 - 323	ND	
Xylenes (m,p,o-Xylenes)	119 - 2383	ND	

### Final Approval

  
Karen Winternheimer  
06Aug2023  
10:32:00 AM MDT  
PREPARED BY / DATE

  
Sam Smith  
06Aug2023  
10:36:00 AM MDT  
APPROVED BY / DATE

Prepared for:  
**Tribe Tokens**

242 W 38th Street Floor 7  
New York, NY USA 10018

## CBD Crystal Resistant Distillate - L2308B017


Batch ID or Lot Number: <b>L2308B017</b>	Test, Test ID and Methods: Various	Matrix: Concentrate	Page 2 of 3
Reported: <b>06Aug2023</b>	Started: 04Aug2023	Received: 03Aug2023	


### Microbial Contaminants - Colorado Compliance

Test ID: T000251546  
Methods: TM25 (qPCR) TM24, TM26, TM27 (Culture Plating): Microbial (Colorado Panel)

	Method	LOD	Quantitation Range	Result	Notes
STEC	TM25: PCR	10 <sup>0</sup> CFU/25g	NA	Absent	Free from visual mold, mildew, and foreign matter
Salmonella	TM25: PCR	10 <sup>0</sup> CFU/25g	NA	Absent	
Total Yeast and Mold*	TM24: Culture Plating	10 <sup>1</sup> CFU/g	1.0x10 <sup>2</sup> - 1.5x10 <sup>4</sup>	None Detected	
Total Aerobic Count*	TM26: Culture Plating	10 <sup>2</sup> CFU/g	1.0x10 <sup>3</sup> - 1.5x10 <sup>5</sup>	None Detected	
Total Coliforms*	TM27: Culture Plating	10 <sup>1</sup> CFU/g	1.0x10 <sup>2</sup> - 1.5x10 <sup>4</sup>	None Detected	

#### Final Approval

  
Brianne Maillot  
06Aug2023  
10:49:00 AM MDT  
PREPARED BY / DATE

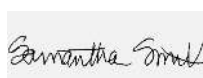
  
Eden Thompson-Wright  
07Aug2023  
10:01:00 AM MDT  
APPROVED BY / DATE


### Heavy Metals - Colorado Compliance

Test ID: T000251547  
Methods: TM19 (ICP-MS): Heavy Metals

Metals	Dynamic Range (ppm)	Result (ppm)	Notes
Arsenic	0.05 - 4.83	ND	
Cadmium	0.05 - 4.62	ND	
Mercury	0.05 - 4.52	ND	
Lead	0.04 - 4.40	ND	

#### Final Approval

  
Sam Smith  
08Aug2023  
03:37:00 PM MDT  
PREPARED BY / DATE

  
Karen Winternheimer  
08Aug2023  
03:40:00 PM MDT  
APPROVED BY / DATE

Prepared for:  
**Tribe Tokens**

242 W 38th Street Floor 7  
New York, NY USA 10018

## CBD Crystal Resistant Distillate - L2308B017


Batch ID or Lot Number: <b>L2308B017</b>	Test, Test ID and Methods: Various	Matrix: Concentrate	Page 3 of 3
Reported: <b>06Aug2023</b>	Started: 04Aug2023	Received: 03Aug2023	


## Mycotoxins - Colorado Compliance

Test ID: T000251549  
Methods: TM18 (UHPLC-QQQ)

LCMS/MS: Mycotoxins	Dynamic Range (ppb)	Result (ppb)	Notes
Ochratoxin A	1.32 - 126.06	ND	N/A
Aflatoxin B1	0.94 - 32.52	ND	
Aflatoxin B2	1.00 - 32.61	ND	
Aflatoxin G1	0.94 - 32.58	ND	
Aflatoxin G2	1.73 - 32.64	ND	
Total Aflatoxins (B1, B2, G1, and G2)		ND	

## Final Approval

  
Sam Smith  
11Aug2023  
11:08:00 AM MDT  
PREPARED BY / DATE

  
Karen Winternheimer  
11Aug2023  
11:12:00 AM MDT  
APPROVED BY / DATE



<https://results.botanacor.com/api/v1/coas/uuid/42af8200-2840-4571-8771-2e3bf90d6c10>

**Definitions**  
LOD = Limit of Detection, ULOQ = Upper Limit of Quantitation, LLOQ = Lower Limit of Quantitation, PPB = Parts per Billion, % = % (w/w) = Percent (weight of analyte / weight of product). ND = None Detected (defined by dynamic range of the method). Total Potential Delta 9-THC or CBD is calculated to take into account the loss of a carboxyl group during decarboxylation step, using the following formulas: Total Potential Delta 9-THC = Delta 9-THC + (Delta 9-THCa \* (0.877)) and Total CBD = CBD + (CBDa \* (0.877)). Fail equates to a concentration level of Delta 9-THC, on a dry weight basis, higher than 0.3 percent + or - the measurement uncertainty. Total Potential THC is calculated using the following formulas to take into account the loss of a carboxyl group during decarboxylation step. Total THC = THC + (THCa \* (0.877)). ALOQ = Above Limit Of Quantitation (defined by dynamic range of the method), CFU/g = Colony Forming Units per Gram. Values recorded in scientific notation, a common microbial practice of expressing numbers that are too large to be conveniently written in decimal form. Examples: 10<sup>2</sup> = 100 CFU, 10<sup>3</sup> = 1,000 CFU, 10<sup>4</sup> = 10,000 CFU, 10<sup>5</sup> = 100,000 CFU.

Testing results are based solely upon the sample submitted to SC Laboratories, Inc., in the condition it was received. SC Laboratories, Inc., warrants that all analytical work is conducted professionally in accordance with all applicable standard laboratory practices using validated methods. Data was generated using an unbroken chain of comparison to NIST traceable Reference Standards and Certified Reference Materials. This report may not be reproduced, except in full, without the written approval of SC Laboratories, Inc. ISO/IEC 17025:2017 Accredited by A2LA. Some tests listed on this COA may not be within our scope of A2LA accreditation. Please visit [A2LA for more details](#).



Cert #4329.02  
42af82002840457187712e3bf90d6c10.1